



EU Strategy for the
Adriatic and Ionian Region
EUSAIR

Interreg



Co-funded by
the European Union

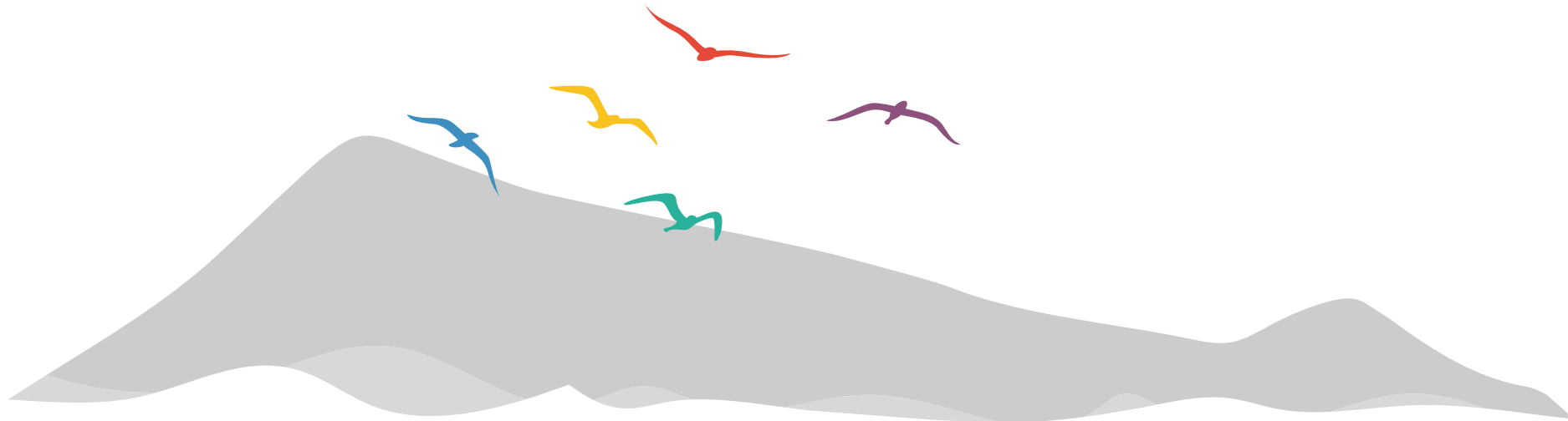
IPA ADRION

FACILITYPOINT

EUSAIR Facility Point

14th IPA ADRION MC, Item 6: Strategic projects ISO1 – supporting EUSAIR
implementation

Tirana, 25-26 November 2025



Contents

- I. State of play of project implementation compared to the approved Application Form**
- II. Difficulties encountered during implementation**
- III. Planned activities for 2026 answering requests formulated by the EUSAIR Governing Board / Thematic Steering Groups**



1. State of Play



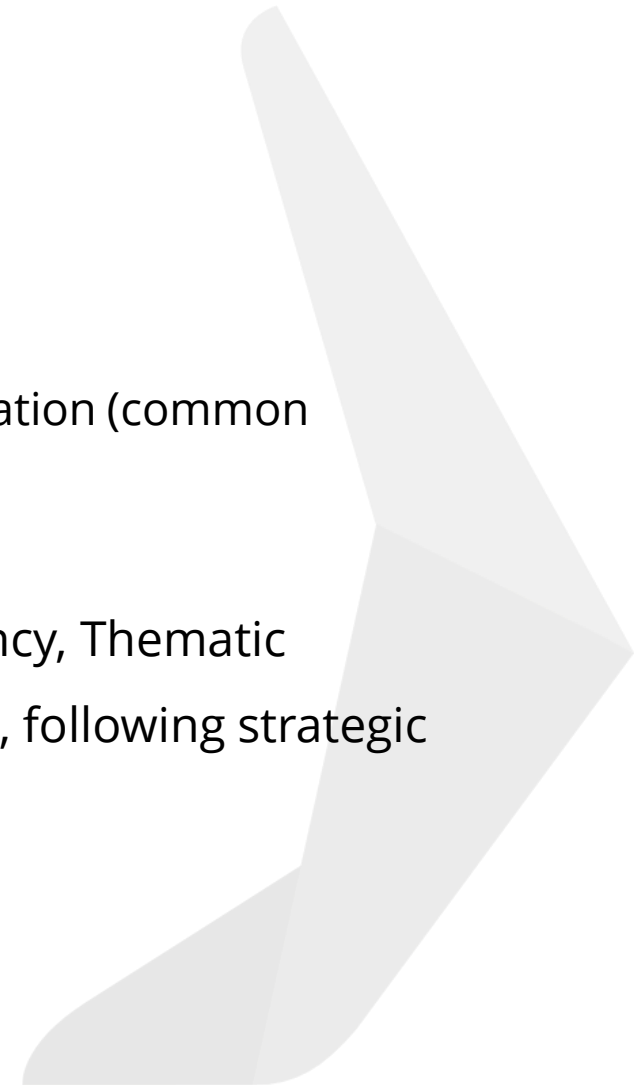
Project implementation – general overview

- ➔ Continuous support to governance structures right from the subsidy contract signing
- ➔ All 11 project partners active since project start with dedicated and competent staff despite the late subsidy contract signing
- ➔ Most activities on track including deliverables achievement according to plan (*detailed report in annex of this ppt – up until August 2025*)
- ➔ Good financial performance – on track towards mid-term review

Project implementation – strategic orientation


Delivery-Oriented and Adaptive Governance Support Approach:

- output and result orientation
 - definition of workflows
 - harmonised processes and procedures
 - regular coordination, development of coordination tools
 - capacity development of governance structures for EUSAIR implementation (common understanding of impact pathways and roles)
- ➔ Close collaboration in planning and implementation with EUSAIR Presidency, Thematic Steering Groups/Pillar Coordinators, EUSAIR Youth Council and DG REGIO, following strategic guidance and meeting the needs



Project implementation – main achievements

Governance and Coordination




- Support to Presidency and TSGs in **Action Plan revision**
- Supporting **EUSAIR Governance Architecture revision** (EUSAIR Governance Architecture paper, revision of Rules of Procedures)
- **EUSAIR Youth Council** call, establishment and functioning interaction with EUSAIR
- Development of coordination tools: **EUSAIR joint annual workplan**
- Developing capacities for implementation: **EUSAIR impact pathways**

Project implementation – main achievements

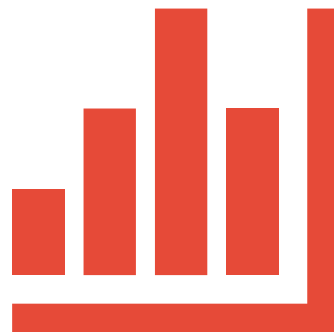
Communication

- Established **EUSAIR Communication Network**
- EUSAIR Communication Strategy and Joint Annual Plans
- **Communication campaign celebrating 10th Anniversary**
- Revised **EUSAIR logo and common visual identity**
- Updates of the website – **website revision under progress** (improved user experience, visual update, extending the scope of EUSAIR stakeholders)
- **Increased social media activity** (increased number of followers, adding Instagram, Youth Council accounts)



Project implementation – main achievements

Decision support



- **Pillar Thematic Experts** supporting Pillar Coordinators and TSGs (harmonised ToRs)
- **Post 2027 Cohesion Policy** – consultation process and Final Report with recommendations for national/regional negotiators
- **EUSAIR & S3 cooperation** – building EUSAIR S3 interregional partnerships for advancing EUSAIR thematic priorities (in cooperation with StEP & SP4EUSAIR)

Project implementation – main achievements

Capacity Building

- Consolidated Capacity Building Programme and Annual Plans
- Developing capacities for improved implementation
- EUSAIR **Enlargement Community of Practice**



Project implementation – financial performance until 31/8/2025

67 % of planned Interreg funds incurred up until 31/8/2025

Period 1 (P1) – Period 4 (P4): 4/9/2023 – 31/8/2025

Beneficiary	Total PP budget approved	Planned in Application Form P1-P4	Incured expenditures P1-P4	Financial performance in %
		A	B	C = B/A
LP-MCRD (SI)	1.698.825 €	657.628 €	423.308 €	64
PP2-SASPAC (AL)	409.100 €	148.350 €	48.899 €	33
PP3-DEI (BA)	288.350 €	124.275 €	122.951 €	99
PP4-MINTS (HR)	804.100 €	392.200 €	304.196 €	78
PP5-EYSSAE (EL)	971.500 €	375.525 €	344.059 €	92
PP6-FVG Region (IT)	730.600 €	250.575 €	84.968 €	34
PP7-MEA (ME)	808.400 €	260.050 €	129.400 €	50
PP8-SEA (MK)	427.950 €	124.363 €	5.601 €	5
PP9-MEI (RS)	525.050 €	216.063 €	116.484 €	54
PP10-OI (SI)	791.125 €	331.875 €	349.210 €	105
<i>Subtotal</i>	<i>7.455.000 €</i>	<i>2.880.903 €</i>	<i>1.929.075 €</i>	<i>67</i>
<i>Subtotal - Intereg funds</i>	<i>6.336.750 €</i>	<i>2.448.767 €</i>	<i>1.639.714 €</i>	<i>67</i>
PP11-DIP AAEE SM (SM)	417.900 €	136.850 €	113.592 €	83
Total	7.872.900 €	3.017.753 €	2.042.668 €	68

Project implementation – financial performance until 31/8/2026 – mid-term review

83 % of planned Interreg funds estim. to be incurred up until 31/8/2026

Period 1 (P1) – Period 6 (P6): 4/9/2023 – 31/8/2026

Beneficiary	Planned in Application Form (AF) P1-P6	Reported/validated P1-P4	Estimations P5-P6	Total reported + estimated	Performance according to 100% planned in AF P1-P6	Performance according to 75% planned in AF P1-P6
	A	B	C	D = B+C	E = D/A	
LP-MCRD (SI)	1.087.288 €	423.308 €	717.303 €	1.140.611 €	105	140
PP2-SASPAC (AL)	266.250 €	48.899 €	74.900 €	123.799 €	46	62
PP3-DEI (BA)	196.550 €	122.951 €	71.700 €	194.651 €	99	132
PP4-MINTS (HR)	565.100 €	304.196 €	149.000 €	453.196 €	80	107
PP5-EYSSAE (EL)	601.525 €	344.059 €	330.000 €	674.059 €	112	149
PP6-FVG Region (IT)	504.475 €	84.968 €	208.193 €	293.161 €	58	77
PP7-MEA (ME)	427.400 €	129.400 €	125.000 €	254.400 €	60	79
PP8-SEA (MK)	234.313 €	5.601 €	0 €	5.601 €	2	3
PP9-MEI (RS)	345.413 €	116.484 €	122.000 €	238.484 €	69	92
PP10-OI (SI)	528.750 €	349.210 €	216.250 €	565.460 €	107	143
<i>Subtotal</i>	4.757.063 €	1.929.075 €	2.014.346 €	3.943.421 €	83	111
<i>Subtotal - Intereg funds</i>	4.043.503 €	1.639.714 €	1.712.194 €	3.351.908 €	83	111
PP11-DIP AAEE SM (SM)	236.950 €	113.592 €	16.000 €	129.592 €	55	73
Total	4.994.013 €	2.042.668 €	2.030.346 €	4.073.013 €	82	109

A dramatic sky with dark, heavy clouds over a body of water at sunset or sunrise. The clouds are dark and textured, with some lighter patches where the sun is breaking through. The water is dark and calm, reflecting the light from the sky. The horizon is visible in the distance, with some small structures or buildings on the left side.

2. Difficulties encountered during implementation

Technical difficulties and mitigation

Late signing of subsidy contract (April 2024/Period 2) resulting in delayed public procurements and new staff engagement and in **late advanced payments** disbursed to IPA PPs (December/2024, Period 3)

=> catching up in Reporting Periods 3 and 4

Missing Communication Manager at the LP

=> appointed in August 2025, delayed activities and deliverables, catching up by spring 2026

Inability to pre-finance T&A for EUSAIR members, particularly EUSAIR Youth Council due to institutional/administrative hurdles (AL, MK)

=> continuous search for solutions and LP taking over costs for T&A for Youth Council members from AL and MK

Delays in use of project budget by MK PP due to extension of EC grant for MK PP, institutional challenges in adapting to necessity for pre-financing of project activities

=> continuous capacity building process necessary

Long institutional procedures in launching the public procurement in Greece for all EUSAIR monitoring and evaluation activities

=> Public procurement procedure to be immediately launched and finished by end of December 2025

Other challenges

Slow decision-making and consolidation processes

=> Slowing down implementation of governance support projects, but unavoidable in a MRS cooperation setting

Extensive coordination efforts necessary to ensure coordinated and synergetic approach among Pillars, among NCs and PCs, among three projects, among project partners...

=> Taking time from content-related work, but again unavoidable

Advancing multi-level governance – implementation depending too much on ministerial level

=> Proposal to broaden the cooperation between TSGs and outside stakeholders through Thematic Working Groups

Linking more with projects already existing in the region

=> Need to engage with existing Interreg partnerships and establishment of capitalization processes

Increasing visibility of the strategy

=> through involvement of regional and local level stakeholders (business, civil society) and projects

A photograph of a meeting table covered with various documents, including a color calibration chart and several sheets of paper. Numerous colorful sticky notes (pink, green, yellow) are scattered across the documents. Several people's hands are visible, pointing at or touching the documents. The scene is dimly lit, suggesting an indoor office environment.

3. Plans for 2026 answering requests by GB and TSGs

Main plans for 2026

- **Enhanced communication** activities on macroregional and national level (Development of ready to be used digital communication tools and materials for different target groups)
- **Continuous capacity development** of EUSAIR implementers for EUSAIR implementation
- **EUSAIR support to enlargement** – EUSAIR Community of Practice for enlargement
- **Continuous development and improvement of coordination tools** (sharepoints and co-creation environments)
- **Co-defining processes for thematic working groups** functioning and operational support
- **Updates of EUSAIR M&E system**

Upon GB, TSG, REGIO request

Upon TSG, REGIO request

Upon Presidency, GB, REGIO request

Basic necessity for governance functioning

Upon TSG, REGIO request

Upon Presidency, GB, REGIO request



EU Strategy for the
Adriatic and Ionian Region
EUSAIR

Interreg  Co-funded by
the European Union

IPA ADRION

FACILITYPOINT

www.adriatic-ionian.eu

Eva Kos, Olga Abram, Tomaž Arh



For a Prosperous and Integrated Adriatic and Ionian Region

Strategic project EUSAIR FACILITY POINT is co-funded by the European Union through the Interreg IPA ADRION Programme 2021-2027.



A magnifying glass is positioned over a bar chart. The chart displays data for four quarters: Q1, Q2, Q3, and Q4. Each quarter has two bars, one blue and one green. The blue bars are consistently taller than the green bars. A horizontal line is drawn across the chart, and a vertical tick mark on the right side is labeled '1,000'. The magnifying glass is centered over the Q2 and Q3 data points.

ANNEX: Achievement of deliverables
up until August 2025

Project implementation state of play: deliverables

Work package 1 – Deliverables (part 1)

Deliverable/targets	Target value for RP1-6 (4.9.2023-31.8.2026)	Achieved RP 1-4 (4.9.2023-31.8.2025)	To be achieved in RP 5-6 (1.9.2025-31.8.2026)
GB meetings (D.1.1.1, D.1.1.2, D.1.1.3)	5	3	2
NCs meetings (D.1.1.5, D.1.1.6, D.1.1.7)	5	5	3
NC Task force/ad-hoc meetings (D.1.1.9, D.1.1.10, D.1.1.11)	5	10	1
TSG meetings (D.1.2.1, D.1.2.2, D.1.2.3)	30	17	12
PCs meetings (D.1.2.5, D.1.2.6, D.1.2.7)	5	5	3
Thematic pillar or cross-pillar events (D.1.2.9, D.1.2.10, D.1.2.11)	15	7	min 6

Project implementation state of play: deliverables

Work package 1 – Deliverables (part 2)

Deliverable/targets	Target value for RP1-6 (4.9.2023-31.8.2026)	Achieved RP 1-4 (4.9.2023-31.8.2025)	To be achieved in RP 5-6 (1.9.2025-31.8.2026)	
Youth Council Operation Model (D.1.3.1)	1	0,5	0,5	●
EUSAIR Youth Council meetings (D.1.3.2, D.1.3.3, D.1.3.4)	3	5	3	●
Youth Council actions (D.1.3.6, D.1.3.7, D.1.3.8)	3	2	1	●
EUSAIR Forum report (D.1.4.1, D.1.4.2, D.1.4.3)	3	2	1	●
TRIO meetings (D.1.4.5, D.1.4.6, D.1.4.7)	5	5	3	●

Project implementation state of play: deliverables

Work package 2 – Deliverables (part 1)

Deliverable/targets	Target value for RP1-6 (4.9.2023-31.8.2026)	Achieved RP 1-4 (4.9.2023-31.8.2025)	To be achieved in RP 5-6 (1.9.2025-31.8.2026)
EUSAIR Communication Strategy and Annual Communication Plan 2024 (D.2.1.1)	2	1	1
Annual Communication Plan 2025&2026 (D.2.1.2, D.2.1.3)	2	1	1
Communication contents (D.2.1.5)	(28) in entire project duration	11	12
EUSAIR website, updated (D.2.1.6)	1	1	Continuously+upgrade
Communication actions (D.2.1.7)	(4) in entire project duration	12	Continuously
EUSAIR Contact point network (D.2.1.8)	(9) in entire project duration	7 (AL, BA, HR, IT, ME, RS, SI)	2

Project implementation state of play: deliverables

Work package 2 – Deliverables (part 2)

Deliverable/targets	Target value for RP1-6 (4.9.2023-31.8.2026)	Achieved RP 1-4 (4.9.2023-31.8.2025)	To be achieved in RP 5-6 (1.9.2025-31.8.2026)
Governance processes and workflows (D.2.2.1)	(21) in entire project duration	14	5
Actions for horizontal/cross-cutting topics and cross-pillar coordination and processes (D.2.2.2)	(4) in entire project duration	4	1
Meetings of the Joint Steering Committee of 3 projects (D.2.3.1)	(8) as FP (total 16) in entire project duration	8 online	3
Cross macro-region exchanges and partnerships (D.2.4.1)	(10) in entire project duration	19	Continuously



Project implementation state of play: deliverables

Work package 3 – Deliverables (part 1)

Deliverable/targets	Target value for RP1-6 (4.9.2023-31.8.2026)	Achieved RP 1-4 (4.9.2023-31.8.2025)	To be achieved in RP 5-6 (1.9.2025-31.8.2026)
Macro-regional knowledge database on EUSAIR processes, regularly updated (D.3.1.1)	(1) By project end date	/	1
Macro-regional review of trends, gap analyses and challenges (D.3.1.2)	(1) By period 8	/	0
Macro-regional issue papers (D.3.1.3)	(14 total) By project end date	1: for GB concluded in March 2025 1: TSG4 asked for proposals 2: TSG2 T	Under progress in other TSGs

Project implementation state of play: deliverables

Work package 3 – Deliverables (part 2)

Deliverable/targets	Target value for RP1-6 (4.9.2023-31.8.2026)	Achieved RP 1-4 (4.9.2023-31.8.2025)	To be achieved in RP 5-6 (1.9.2025-31.8.2026)
Actions for enlargement (D.3.1.4)	(8) in entire project duration	Initial steps under progress	5
EUSAIR Action Plan revision report (D.3.1.5)	1	1	N.A.
Needs assessment report and Capacity Building programme (D.3.2.1)	2	1	1
Capacity building annual plan (D.3.2.2, D.3.2.3)	2	1	1
Capacity building actions for members of EUSAIR governance structures (D.3.2.5)	(8) (2/year) in entire project duration	1	Min 5 By end of 2025 organized & scheduled 3

Project implementation state of play: deliverables

Work package 3 – Deliverables (part 3)

Deliverable/targets	Target value for RP1-6 (4.9.2023-31.8.2026)	Achieved RP 1-4 (4.9.2023-31.8.2025)	To be achieved in RP 5-6 (1.9.2025-31.8.2026)
Capacity building – joint trainings for Facility Point project staff (D.3.2.6)	(4) (1/year) in entire project duration	2	3
Capacity building for members of Youth Council (D.3.2.7)	(4) in entire project duration	1	Min 1

Project implementation state of play: deliverables

Work package 4 – Deliverables

Deliverable/targets	Target value for RP1-6 (4.9.2023-31.8.2026)	Achieved RP 1-4 (4.9.2023-31.8.2025)	To be achieved in RP 5-6 (1.9.2025-31.8.2026)	
EUSAIR Monitoring system upgrade (D.4.1.1)	1	/	?	●
Annual Pillar implementation Reports (D.4.1.2, D.4.1.3)	12	/	?	●
EUSAIR Evaluation Plan (D.4.2.1)	1	/	?	●
EUSAIR Evaluation Report (D.4.2.2)	(1) By project end date	/	?	●